

Communications to the Editor

Photocatalytic Oxidation of Hydrocarbons by (5,10,15,20-Tetraphenylporphyrinato)manganese(III) Perchlorate and Periodate

Kenneth S. Suslick,* Francis V. Acholla, and Bruce R. Cook

*School of Chemical Sciences, University of Illinois
Urbana, Illinois 61801*

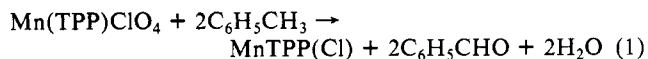
Received December 22, 1986

The photochemistry of metalloporphyrins is an active area of research.^{1,2} The involvement of manganese in photosynthetic reaction centers³ and the efficacy of manganese porphyrins for the catalytic photooxidation of hydroquinone to quinone⁴ led us to investigate the photochemistry of simple manganese porphyrins. We report here the photocatalytic oxidation of hydrocarbons by (5,10,15,20-tetraphenylporphyrinato)manganese(III) (MnTPP⁺) with ClO₄⁻ and IO₄⁻. This is the first photochemical activation of ClO₄⁻ as a controlled oxidant.

The electronic absorption spectra of manganese porphyrins have been thoroughly examined.⁵ Because of extensive metal dπ-porphyrin π orbital interaction, the π → π* transitions of MnTPP(X) occur at much higher energy and intensity (for MnTPP(ClO₄), 387 and 410 nm and shoulders at 430 and 456 nm), and the ligand-to-metal charge transfer (LMCT) band occurs at relatively lower energy (484 nm), as shown in Figure 1. It should be noted that there is substantial mixing of the excited states of these transitions.⁵

















Irradiation of MnTPP(ClO₄) into either its Soret or the LMCT bands cleanly produces Mn(TPP)Cl and the oxidation of various substrates (as given in Table I). The change in the electronic spectra as a function of irradiation time is shown in Figure 1. The quantitative conversion of Mn(TPP)ClO₄ to Mn(TPP)Cl on irradiation is clearly shown by the presence of isosbestic points at 612, 590, 482, 458, and 378 nm, which also demonstrates that there is no long-lived intermediates under these reaction conditions.

The photooxidation of substrates may be either stoichiometric (as in irradiation of MnTPP(X) where X⁻ = ClO₄⁻ or IO₄⁻) or catalytic (by the addition of R₄N⁺X⁻). For example, in the stoichiometric photooxidation of toluene by Mn(TPP)ClO₄, 4 mL of 2.95 × 10⁻⁴ M Mn(TPP)ClO₄ was degassed and irradiated at 310–490 nm for 24 h. Products (benzaldehyde and MnTPP(Cl), only) were analyzed by GC and UV-vis, respectively: 1.94 equiv of benzaldehyde (97% of theoretical) and 0.92 equiv of MnTPP(Cl) were produced. Thus, the photochemical reaction's stoichiometry is cleanly established as shown.



The quantum yield for the formation of Mn(TPP)Cl at this concentration was 2.7 × 10⁻⁵. The stoichiometric photooxidation of cyclohexene under the same conditions gave 2.74 equiv of oxidized products (85% of theoretical, counting cyclohexanone for two oxidizing equivalents) and 1.00 equiv of MnTPP(Cl); for

Table I. Photocatalytic Oxidation of Hydrocarbons by MnTPP(X)^a

Mn complex	oxoanion	substrate	products	turnover no. ^b	rel %
MnTPP(ClO ₄)	ClO ₄ ^{-c}			1.94	100
MnTPP(ClO ₄)	ClO ₄ ^{-c}			1.78	65
				0.30	11
				0.66	24
MnTPP(ClO ₄)	ClO ₄ ^{-c}			1.67	100
MnTPP(OAc)	IO ₄ ^{-d}			2.40	100
MnTPP(OAc)	IO ₄ ^{-d}			11.3	45
				3.30	13
				1.04	42
MnTPP(OAc)	IO ₄ ^{-d}			6.00	100

^a In a typical reaction, a benzene solution, 2 M in substrate and 2 mM in MnTPP(X), was photolyzed with filtered light, 310–490 nm. ^b Equivalents of product per equivalent of MnTPP. FID response factors of 0.75 were used for products relative to dodecane internal standard. ^c Stoichiometric reaction. ^d Catalytic reaction: (n-hexyl)₄N⁺IO₄⁻ added at ≈50 mM.

cyclopentane photooxidation, 1.67 equiv of cyclopentanone (84% of theoretical) and 0.99 equiv of MnTPP(Cl) were produced. The route by which ClO₄⁻ is eventually converted to Cl⁻ is not yet clear; the lower oxochloro species are, however, much less kinetically inert⁶ than ClO₄⁻.

Photocatalytic oxidations have also been accomplished, simply by using an excess of the oxoanion, solubilized with R₄N⁺ counterions. As shown in Table I, the reactions are catalytic in MnTPP(OAc), with more than 25 turnovers observed in one case. The kinetics of product formation have been examined in these systems: for MnTPP(OAc) + R₄NIO₄, the photocatalytic reactions are cleanly first order in [IO₄⁻] and [Mn(III)TPP] and

(1) (a) Blauer, G.; Sund, H. *Optical Properties and Structure of Tetrapyrroles*; W. De Gruyter: Berlin, 1985. (b) Mauzerall, D. In *The Porphyrins*; Dolphin, D., Ed.; Academic: New York, 1979; Vol. 5, p 29 ff. (c) Harriman, A. *J. Chem. Soc., Dalton Trans.* **1984**, 141.

(2) Hendrickson, D. N.; Kinnaird, M. G.; Suslick, K. S. *J. Am. Chem. Soc.*, **1987**, *109*, 1243.

(3) Sauer, K. *Acc. Chem. Res.* **1980**, *13*, 249.

(4) (a) Harriman, A.; Porter, G.; Richoux, M. C. *J. Chem. Soc., Faraday Trans. 2* **1982**, *77*, 833. (b) Harriman, A. *Coord. Chem. Rev.* **1979**, *28*, 147.

(c) Porter, G. *Proc. R. Soc. London, Ser. A* **1978**, *362*, 281. (d) Loach, P. A.; Calvin, M. *Biochemistry* **1963**, *2*, 361.

(5) Boucher, L. J. *Coord. Chem. Rev.* **1972**, *7*, 289.

(6) (a) Collman, J. P.; Kodadek, T.; Brauman, J. I. *J. Am. Chem. Soc.* **1986**, *108*, 2588. (b) Razenberg, J. A. S. J.; Nolte, R. J. M.; Drenth, D. *J. Chem. Soc., Chem. Commun.* **1986**, 277. (c) Nolte, R. J. M.; Razenberg, J. A. S. J.; Schuurman, R. *J. Am. Chem. Soc.* **1986**, *108*, 2751. (d) Collman, J. P.; Brauman, J. I.; Meunier, B.; Hayashi, T.; Kodadek, T.; Raybuck, S. A. *J. Am. Chem. Soc.* **1985**, *107*, 2000. (e) Renaud, J. P.; Battioni, P.; Bartoli, J. F.; Mansuy, D. *J. Chem. Soc., Chem. Commun.* **1985**, 888. (f) Guilmet, E.; Meunier, B. *J. Mol. Catal.* **1984**, *23*, 115. (g) Powell, M. F.; Pai, E. F.; Bruce, T. C. *J. Am. Chem. Soc.* **1984**, *106*, 3277.

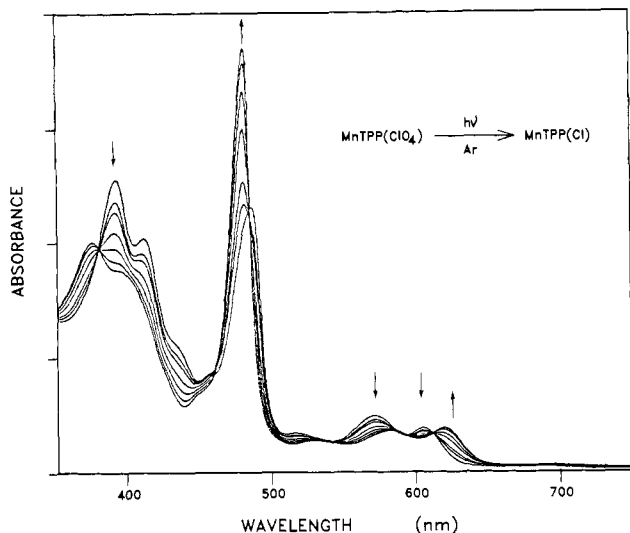
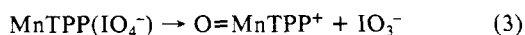


Figure 1. Photolytic conversion of MnTPP(ClO₄) to MnTPP(Cl). Arrows indicate the change in absorbance during irradiation. Irradiation of MnTPP(ClO₄) in toluene from 310 to 490 nm under Ar produces exclusively MnTPP(Cl) and benzaldehyde.

inverse first order in [OAc].⁷ Manganese porphyrins are known *thermal* catalysts for hydrocarbon oxidations with various strong oxidants.^{6,8,9} We have examined the product distributions for cyclohexene oxidation and find identical ratios of allylic oxidation to epoxidation for the thermal oxidation with iodosylbenzene and the photooxidations. This similarity strongly suggests that the active oxidizing species is the same in both cases: i.e., a putative O=MnTPP⁺ complex. Secondary oxidation of initial products occurs in the photocatalytic systems, converting the initially formed alcohols to ketones or aldehydes. These results are consistent with the following partial mechanism.



The photochemical O atom transfer from ClO₄⁻ or IO₄⁻ has some precedent in the photocatalytic oxygen atom transfer by chromium porphyrins¹⁰ from *N*-oxides to 1-phenylethane-1,2-diol. In fact, the photolysis of CrTPP(ClO₄) produces the stable CrTPP(O) in quantitative yield.¹¹

In summary, we have shown that Mn(TPP)ClO₄ can be photochemically converted cleanly to Mn(TPP)Cl, resulting in stoichiometric oxidation of organic substrates. This reaction can be extended to truly photocatalytic oxidations simply by using solubilized oxoanions. We believe that under these reaction conditions, higher oxidation state oxo-manganese species are formed, as has been demonstrated in the hydrocarbon oxidations by various active oxidants which manganese porphyrins catalyze.

(7) Thermal oxidations with IO₄⁻ were noted but in all cases were very much slower than the photocatalytic ones. Furthermore, in the case of cyclohexene oxidation, the thermal reaction gave almost exclusively allylic oxidation. Slow porphyrin oxidative degradation does occur under the thermal conditions, in the presence of IO₄⁻. Control reactions run under Ar or O₂, in the absence of IO₄⁻, with or without photolysis, gave no observable oxidation; controls run in the absence of MnTPP(OAc) gave no observable oxidation.

(8) (a) Suslick, K. S.; Cook, B. R.; Fox, M. M. *J. Chem. Soc., Chem. Commun.* **1985**, 580. (b) Cook, B. R.; Reinert, T. J.; Suslick, K. S. *J. Am. Chem. Soc.* **1986**, *108*, 7281. (c) Suslick, K. S.; Cook, B. R. *J. Chem. Soc., Chem. Commun.*, **1987**, 200.

(9) (a) Groves, J. T.; Takahashi, T. *J. Am. Chem. Soc.* **1983**, *105*, 2073. (b) Smegal, J. A.; Hill, C. L. *J. Am. Chem. Soc.* **1983**, *105*, 3510 and references therein. (c) Hill, C. L.; Schardt, B. C. *J. Am. Chem. Soc.* **1980**, *102*, 6374. (d) Groves, J. T.; Kruper, W. J.; Haushalter, R. C. *J. Am. Chem. Soc.* **1980**, *102*, 6375.

(10) Yuan, L.-C.; Caldwell, T. S.; Bruce, T. C. *J. Am. Chem. Soc.* **1985**, *107*, 8273.

(11) Suslick, K. S.; Acholla, F. V., unpublished results.

Further work on the elucidation of the mechanism for these reactions is under way.

Acknowledgment. This work was supported by grants from the National Institutes of Health (HL25934) and the American Heart Association (Illinois Affiliate). K.S.S. gratefully acknowledges receipt of an N.I.H. Research Career Development Award and of a Sloan Foundation Research Fellowship.

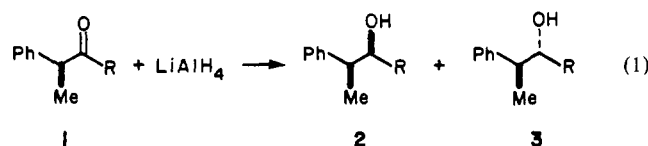
On the Origin of Diastereofacial Selectivity in Additions to Chiral Aldehydes and Ketones: Trajectory Analysis¹

Eric P. Lodge and Clayton H. Heathcock*

Department of Chemistry, University of California
Berkeley, California 94720

Received November 10, 1986

In an earlier communication,² we proposed that diastereofacial selectivity in nucleophilic additions to chiral aldehydes might be related to the trajectory of a nucleophile in its attack on the carbonyl group (Figure 1). This argument provides a tidy explanation of the observation by Chèrest, Felkin, and Prudent that asymmetric induction increases markedly in the series of compounds **1a-d** as the size of R increases (eq 1)³ and also accommodates the observed dramatic increase in diastereofacial selectivity that is observed in Lewis acid mediated reactions of chiral aldehydes.²



a: R = Me; b: R = Et; c: R = *i*-Pr; d: R = *i*-Bu.

The trajectory described by a nucleophile when it attacks a carbonyl, first deduced from a consideration of crystal structures of amino ketones, was confirmed theoretically by Bürgi, Dunitz, and co-workers.⁴ These calculations, carried out on formaldehyde, showed that approach occurs on a plane perpendicular to the plane of the molecule, at an angle of approximately 107°, now known as the "Bürgi-Dunitz angle". Several research groups⁵ have worked to extend the accuracy of these calculations by considering different nucleophiles and by including the counterion in the calculated model.⁶ However, except for a brief consideration in the work of Liotta, Burgess, and Eberhardt,⁷ there has been no theoretical investigation of nucleophilic attack on unsymmetric carbonyl compounds.

In order to evaluate the possible magnitude of steric effects such as that proposed² on nucleophilic trajectories, we have carried out

(1) Part 39 in the series "Acyclic Stereoselection". For part 38, see: Oare, D. A.; Heathcock, C. H. *Tetrahedron Lett.* **1986**, *27*, 6169.

(2) Heathcock, C. H.; Flippin, L. A. *J. Am. Chem. Soc.* **1983**, *105*, 1667.

(3) In reductions of **1a-d** the 2:3 ratios are 2.8:1, 3.2:1, 5.0:1, and 49:1, respectively; Chèrest, M.; Felkin, H.; Prudent, N. *Tetrahedron Lett.* **1968**, 2199.

(4) (a) Bürgi, H. B.; Dunitz, J. D.; Shefter, E. *J. Am. Chem. Soc.* **1973**, *95*, 5065. (b) Bürgi, H. B.; Lehn, J. M.; Wipff, G. *J. Am. Chem. Soc.* **1974**, *96*, 1956. (c) Bürgi, H. B.; Dunitz, J. D.; Lehn, J. M.; Wipff, G. *Tetrahedron* **1974**, *30*, 1563.

(5) (a) Scheiner, S.; Lipscomb, W. N.; Kleier, D. A. *J. Am. Chem. Soc.* **1976**, *98*, 4770. (b) Sheldon, J. C.; Currie, G. J.; Lahnstein, J.; Hayes, R. N.; Bowie, J. H. *Nouv. J. Chim.* **1985**, *9*, 205.

(6) Kaufman, E.; Schleyer, P. v. R.; Houk, K. N.; Wu, Y.-D. *J. Am. Chem. Soc.* **1985**, *107*, 5560.

(7) Liotta, C. L.; Burgess, E. M.; Eberhardt, W. H. *J. Am. Chem. Soc.* **1984**, *106*, 4849.